



Shram Shakti

A Quarterly e-Bulletin on Mahatma Gandhi NREGS, Odisha | July-September, 2022, Vol-1, ISSUE-1

MESSAGE FROM THE PRINCIPAL SECRETARY



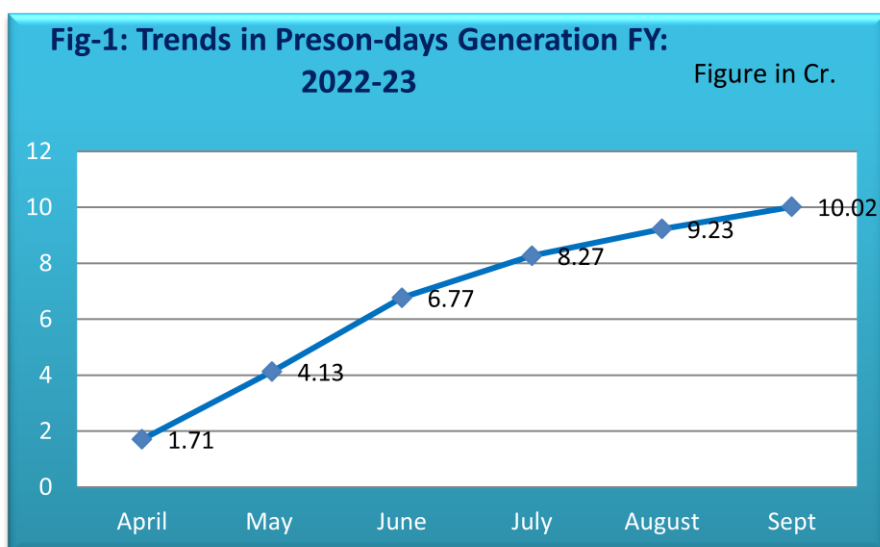
Mahatma Gandhi National Rural Employment Guarantee Act, 2005 provides a slew of legal entitlements to the job seekers. It is the strong legal framework of rights and entitlements that come together to ensure the livelihood security to the most vulnerable rural households.

To enhance the living standards in rural areas and empowering the socially disadvantaged especially Women, ST, SC & Differently abled, the State aims to generate 25 Cr. person-days during FY: 2022-23 with creation of durable assets like Farm ponds, Play fields, Rural haat, Rural park, GP model tank in each GP.

All Districts/ Line Departments need to make concerted efforts to achieve the desired goal.

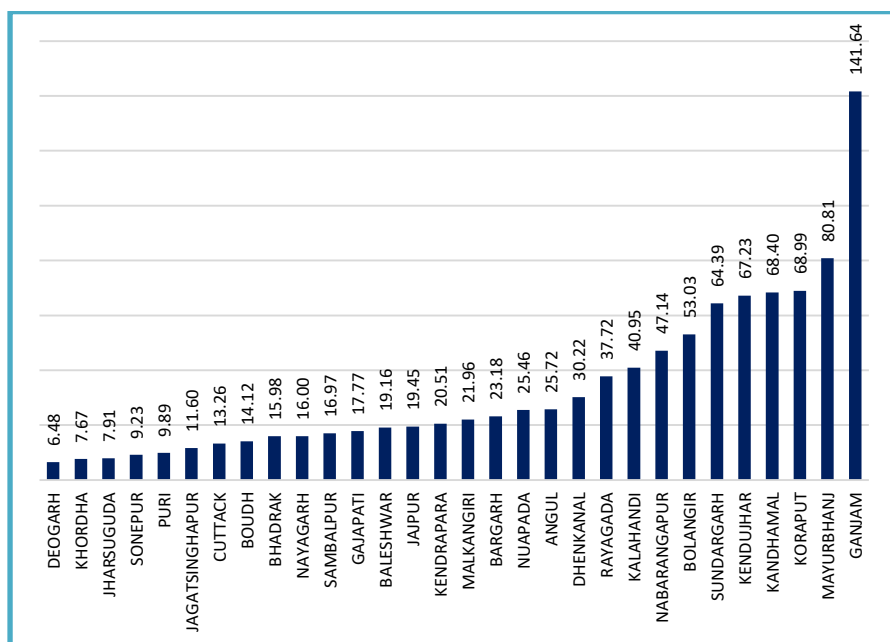
Trends in Person-days Generation in 2022-23 in Odisha

MGNREGS is one of the largest wage employment programmes in the world. Enacted by the Indian Parliament, 2005, it goes beyond poverty alleviation and recognizes employment as legal right. The mandate of the Mahatma Gandhi NREGA is to provide at least 100 days of guaranteed wage employment in a financial year to every rural household whose adult members volunteer to do unskilled manual work. During FY: 2022-23, person-days generation has touched 10 Cr mark as on 30.9.2022 providing employment to 24.37 lakh Households covering 37.15 lakh persons.



- ❖ Due to steady growth in demand of work, the person-days generation has accelerated to 2.63 Cr in June, 2022, while it was 2.42 Cr in May, 2022. However, the demand of work has been decelerated a bit during July and August, 2022, where in 1.50 Cr person-days was generated in July, 2022 and 0.95 lakh in August, 2022.
- ❖ The State's contribution to person-days generation at National Level stands at 6.1%. Among the top 10 States in terms of person-days generation, Odisha remained at 7th position with 10.02 Cr person-days, while UP ranked 1st with 20.02 Cr followed by Rajasthan with 17.34 Cr and AP with 17.08 Cr.

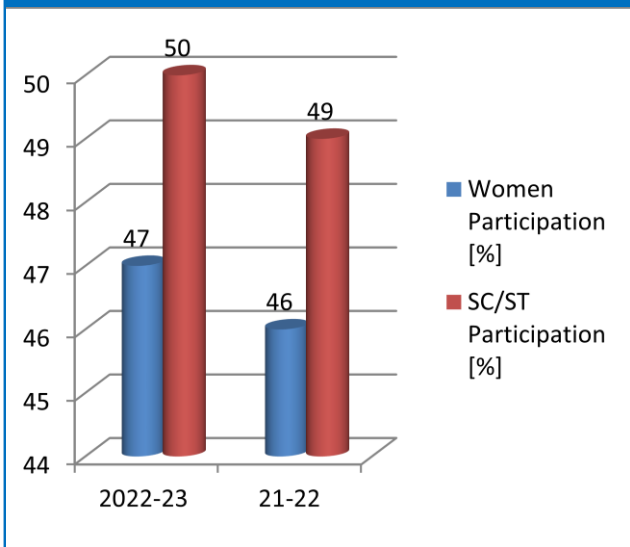
Fig:2: District wise Person-days generated (in lakh) during FY: 2022-23



Among the districts, Ganjam has generated highest person-days with 141.64 lakh, which is 14% to the State's total person-days. Mayurbhanj has generated 80.81 lakh followed by Koraput with 68.99 lakh, and Kandhamal with 68.40 lakh.

Focus on Marginalized and Vulnerable Households

One of the salient features of the Act is at least one third beneficiaries shall be women who have registered for work. During FY: 2022-23, the participation of women is 47% as against 46% during FY: 2021-22. There is a provision for additional 50 days of wage employment for every Scheduled Tribe household that received land rights under the Forest Rights Act. In addition other vulnerable households like SC, Small farmers and Marginal famers. The participation of SC & ST is 50% during FY: 2022-23, while 17070 FRA HH completed 100 days.

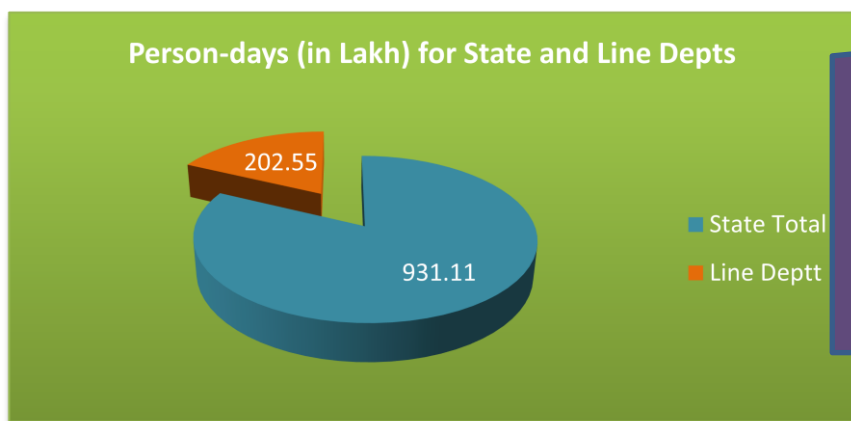
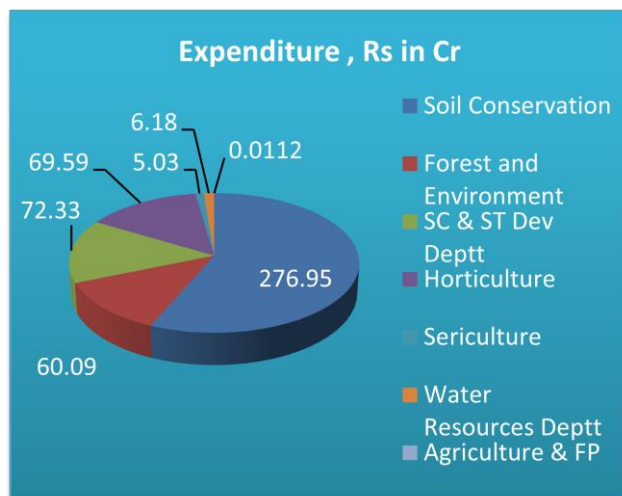
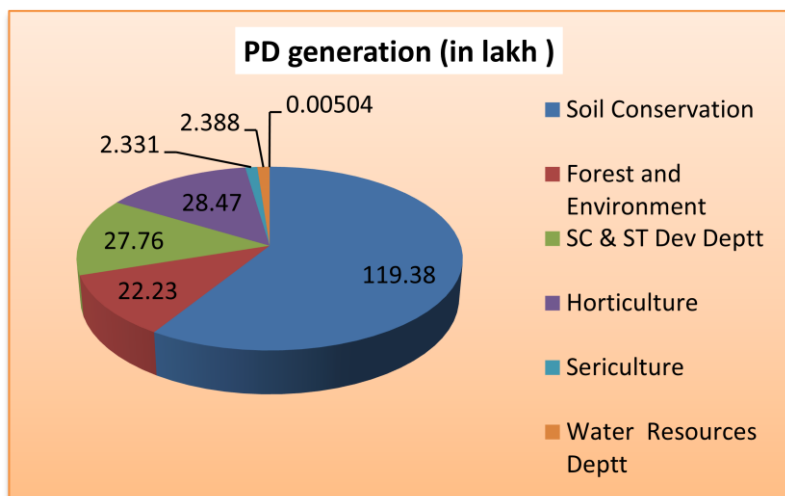


| Indicator | 2022-23 (Sept,22) | 2021-22 |
|--------------------------------------|-------------------|---------|
| PWD Participation [in No.] | 11,812 | 18,183 |
| FRA beneficiaries completed 100 days | 17,070 | 76,276 |
| Person-days generated by PVTG[lakh] | 2.51 | 6.46 |

SPECIAL FOCUS ON VULNERABLES

Convergence with Line Departments;

In order to achieve a holistic improvement in the socio-economic affairs of the people, the Government of Odisha has designed a strategic convergence with Government Line Departments like Forest & Environment, Soil Conservation & Watershed Development, Water Resources, Horticulture, Textiles (Sericulture), ST & SC Development etc.. Emphasis has been given to provide end-to-end solution to people for development of life and livelihoods, under MGNREGA with permissible synergy of all sectors. Following data shows the status of the Convergence in the State with respect to Persondays generation and expenditure incurred during FY: 2022-23 (So far). The detail is given in the following pie chart;



Share of Line Depts. in total person days generated during FY: 2022-23: 21.9%



AR Plantation, Nabarangpur. Fy: 2022-23

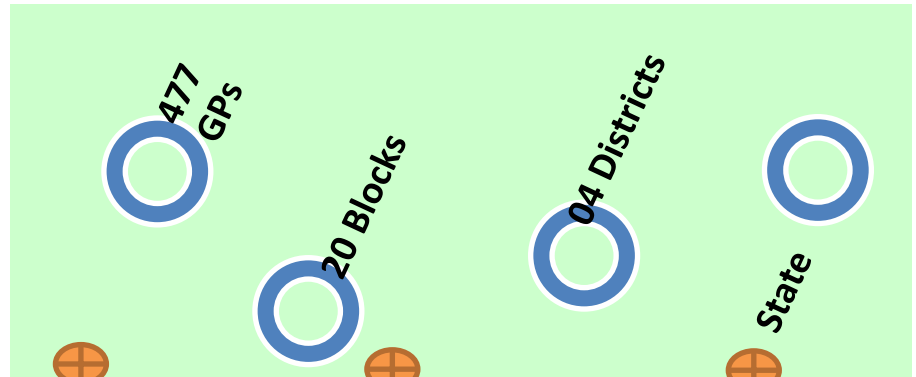


Fodder Cultivation, Ganjam. Fy: 2022-23

Special Intervention in 20 Migration Prone Blocks of 4 Districts

In order to arrest distress migration in 20 identified Blocks of 4 Districts, namely Bargarh, Balangir, Kalahandi & Nuapada, the Panchayati Raj & Drinking Water Department, Government of Odisha has initiated special interventions. During FY: 2022-23, the following achievements are made.

Persondays Generated: 92 lakh
HH completed 100 days: 18,258
HH completed 200 days: 159
HH completed 300 days: 10



Total Expenditure =Rs 242.02 Cr

Expenditure on Wage=Rs 210.10 Cr

Expenditure on Top up wage & Additional 200 days=Rs. 110.19 Cr

- Minimum wage rate of **Rs.326.00** per person per day by topping up **Rs.104.00** per person per day out of State Budget over the entitled wage of **Rs.222/-** under MGNREGS.
- **Additional 200 days of work** to each household out of State Budget.



Review meeting of MGNREGS Coordinators (MC) held under the Chairmanship of Director, Special Projects on 09th Sept 2022 at Bhubaneswar.

Initiatives

Prakalpa Sampurna Diwas

- ❖ Timely completion of works is vital for strengthening livelihoods of the poor as well as creation of durable assets.
- ❖ To accelerate completion of works, **25th of every month** is observed as “Prakalpa Sampurna Diwas” at Block level.
- ❖ The year wise and expenditure wise projects are scrutinized by APO, JE, AEE, the Blocks for completion in NREGASoft.



Observed on
25th of Every
Month at
Block Level.

ongoing
GRS in

**Prakalpa
Sampurna
Diwas**

2.93 lakh
works
completed
during 2022-23

Scrutinized by
APO, JE, AEE
& GRS

Strengthening Livelihoods through Farm Ponds

- ❖ To enhance farm income through assured irrigation and diversified activities of small and marginal farmers, Farm Ponds are being taken up under MGNREGS in convergence with Line Departments like Soil Conservation & WD and ST & SC Development Department.
- ❖ So far more than 15,000 Farm Ponds have been completed during FY: 2022-23.



PHOTO GALLERY

